

### DIN RAIL MODULAR ENCLOSURES

#### MR4/HDA SERIES & MR4/HDC SERIES 4 MODULE ENCLOSURES



MR4/HDA



MR4/HDC

#### MR4/HDA

Grigio-Grey



Rosso-Red



Neutro-Clear

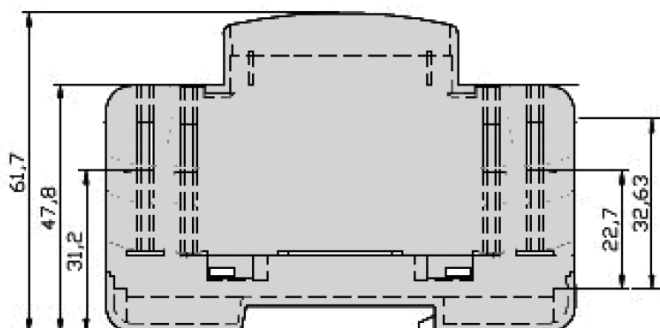


#### MR4/HDC

fisso-fixed



#### Dimensions



#### MR4/HDA – MR4/HDC

Modular Housing, 4 unit, H 53 mm, for mounting on DIN Rail. It is suitable to house two equal electronic boards, at two different levels. Base and cover are snap-on, with the possibility to lock them with screws. Snap-in front panel grey, red or clear (**MR/HDA**) or fixed (**MR/HDC**). The interconnection area can be open or covered with the relevant terminal hoses. Custom drilling on any side, slots). Made in Blend PC/ABS, on request, class UL94V0, in RAL7035 grey. Special colours on request.

**Materiale material**

BLEND PC/ABS

**Colore colour**

RAL7035 GREY

units	1	2	3	4	5	6	9	12
width	17.5	35	52.5	70	87.5	105	157.5	210

### DIN RAIL MODULAR ENCLOSURES

#### MR4/HDA SERIES & MR4/HDC SERIES 4 MODULE ENCLOSURES



4HDL



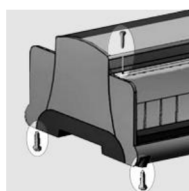
4HDLAR



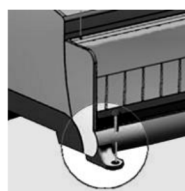
4HDSC



4HDSARC



Base and cover are snap-on, and can be locked by means of self-tapping screws. Terminal covers are snap-on, and can be locked with self-tapping screws.



Up to four external wall-mounting feet can be mounted under the base. In this way the enclosure remains locked, and can be mounted on any wall

### Accessories



4HD DS



4HD FA



4HD ML



4HD FC



4HD CL



4HD AL



4HD LC



4HD EIB