

DIN RAIL MODULAR ENCLOSURES

MR2/HDA SERIES & MR2/HDC SERIES 2 MODULE ENCLOSURES





MR2/HDA



MR2/HDC

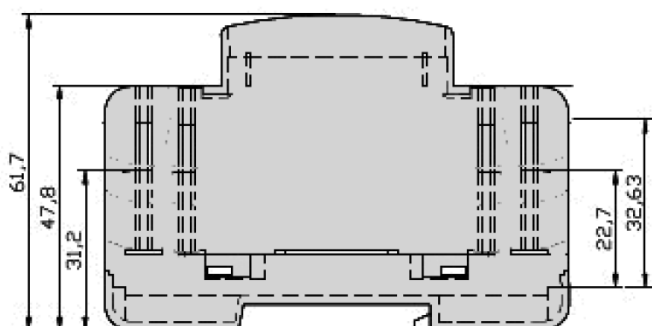
MR2/HDA



MR2/HDC



Dimensions



MR2/HDA – MR2/HDC

Modular Housing, 2 unit, H 53 mm, for mounting on DIN Rail. It is suitable to house two equal electronic boards, at two different levels. Base and cover are snap-on, with the possibility to lock them with screws. Snap-in front panel grey, red or clear (**MR/HDA**) or fixed (**MR/HDC**). The interconnection area can be open or covered with the relevant terminal hooses. Custom drilling on any side, slots). Made in Blend PC/ABS, on request, class UL94V0, in RAL7035 grey. Special colours on request.

Materiale material

BLEND PC/ABS

Colore colour

RAL7035 GREY

units	1	2	3	4	5	6	9	12
width	17.5	35	52.5	70	87.5	105	157.5	210

DIN RAIL MODULAR ENCLOSURES

MR2/HDA SERIES & MR2/HDC SERIES 2 MODULE ENCLOSURES



2HDL



2HDLAR



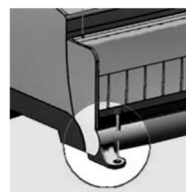
2HDS C



2HDSARC



Base and cover are snap-on, and can be locked by means of self-tapping screws. Terminal covers are snap-on, and can be locked with self-tapping screws.



Up to four external wall-mounting feet can be mounted under the base. In this way the enclosure remains locked, and can be mounted on any wall

Accessories



2HD DS



2HD FA



2HD ML



2HD FC



2HD CL



2HD AL



2HD LC



2HD EIB