
















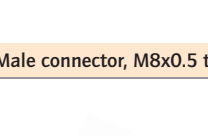








### SOCKETS M8 x 1

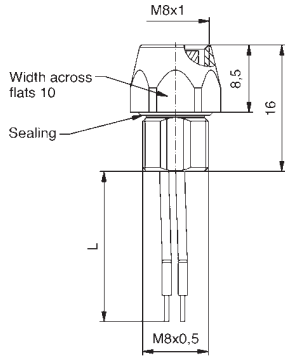


#### Front panel mounting, wire termination

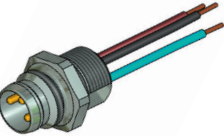



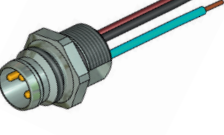






















#### Female connector, M8x0.5 thread

#### Contact assignment

	Number of poles	Coding	Rated voltage [V]	Current rating [A]	Wire material	Wire cross section [AWG]	Installation height [mm]	Description	Part No.
 Pin 1  Pin 3  Pin 4 	3		50 V AC/ 60 V DC	3	PVC	24	0,2	SAL-8-FK3-0,2	42-01000
 Pin 1  Pin 2  Pin 3  Pin 4 	4		50 V AC/ 60 V DC	3	PVC	24	0,2	SAL-8-FK4-0,2	42-01001
 Pin 1  Pin 2  Pin 3  Pin 4  Pin 5 	5	B	30	3	PVC	24	0,2	SAL-8B-FK5.1-0,2	42-01069
 Pin 1  Pin 2  Pin 3  Pin 4  Pin 5  Pin 6  Pin 7  Pin 8 	8	A	30	1,5	PVC	26	0,2	SAL-8-FK8-0,2	42-01070



#### Male connector, M8x0.5 thread, front panel mounting, wire termination

 Pin 1  Pin 3  Pin 4 	3		50 V AC/ 60 V DC	3	PVC	24	0,2	SAL-8-FS3-0,2	42-01032
 Pin 1  Pin 2  Pin 3  Pin 4 	4		50 V AC/ 60 V DC	3	PVC	24	0,2	SAL-8-FS4-0,2	42-01033
 Pin 1  Pin 2  Pin 3  Pin 4  Pin 5  Pin 6  Pin 7  Pin 8 	8	A	30	1,5	PVC	26	0,2	SAL-8-FS8-0,2	42-01165
 Pin 1  Pin 2  Pin 3  Pin 4  Pin 5  Pin 6  Pin 7  Pin 8 	8	A	30	1,5	PVC	26	0,2	SAL-8-FS8U-0,2	42-01164

